



Community Perceptions of Interfaith Engagement

REPORT FOR

ABILENE INTERFAITH COUNCIL

Jori Sechrist, PhD

Study Purpose and Design



TO EXPLORE THE PERCEPTIONS OF
COMMUNITY MEMBERS REGARDING
INTERFAITH ENGAGEMENT AND THE AIC



SURVEY MONKEY SURVEY, QUESTIONS
DEVELOPED BY AIC SURVEY COMMITTEE
WITH GUIDANCE FROM DR. SECHRIST



SURVEY LAUNCHED OCTOBER 23, 2023
AND CLOSED DECEMBER 15, 2023

Measurement Areas

Personal Worldview

Perception of Abilene community toward own worldview

Interactions and attitudes toward other worldviews

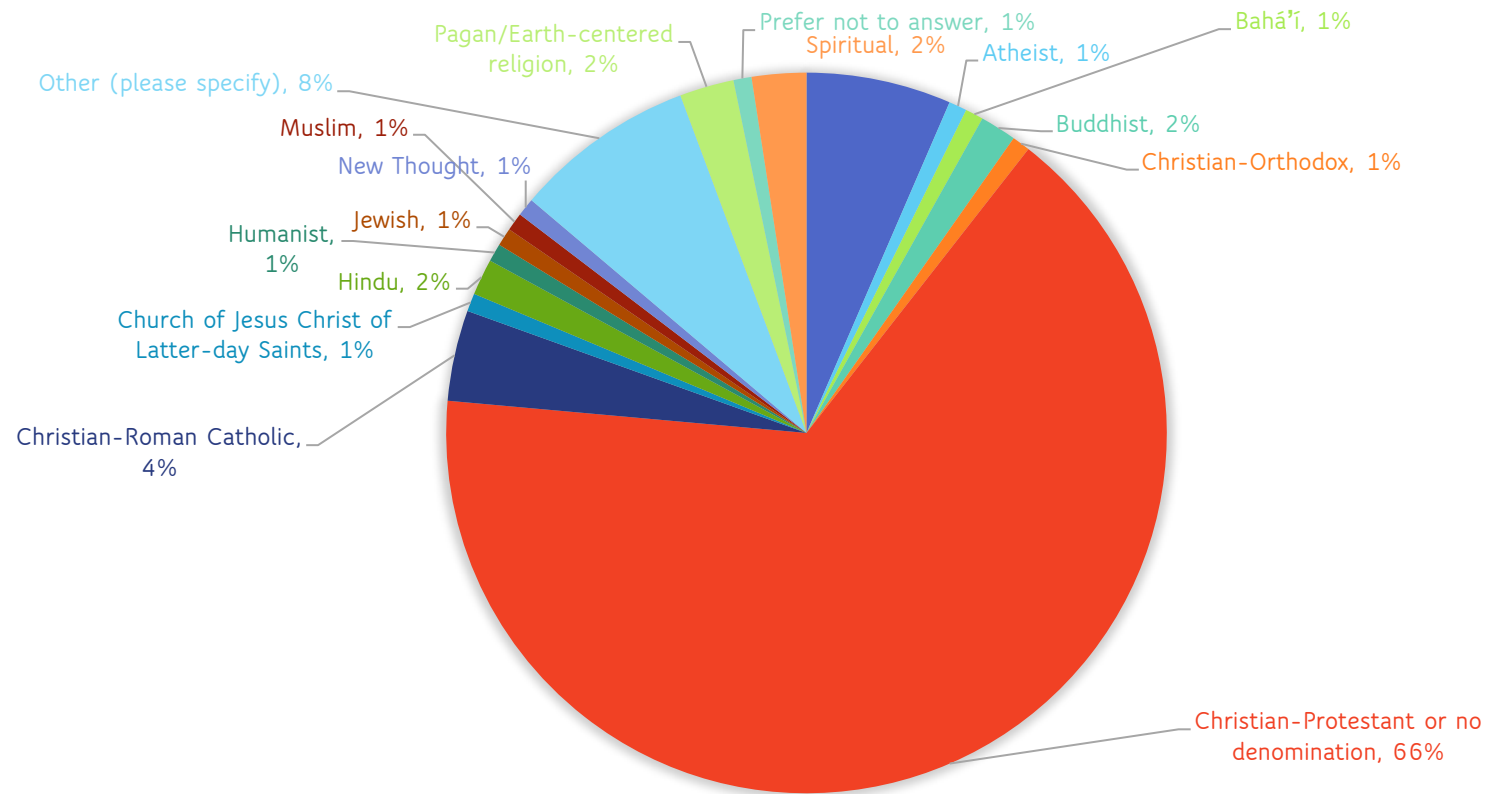
Perceptions of interfaith engagement

Participation in Abilene Interfaith Council

Interest in AIC programming types

Demographic items

Findings: Worldview

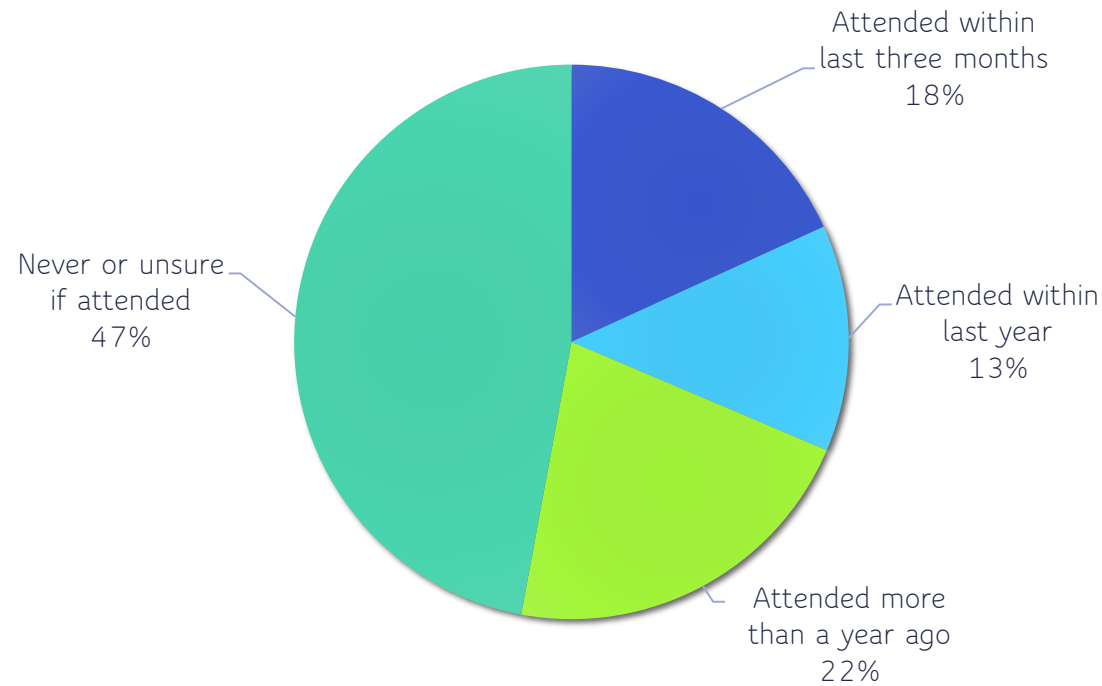


Recoded to:

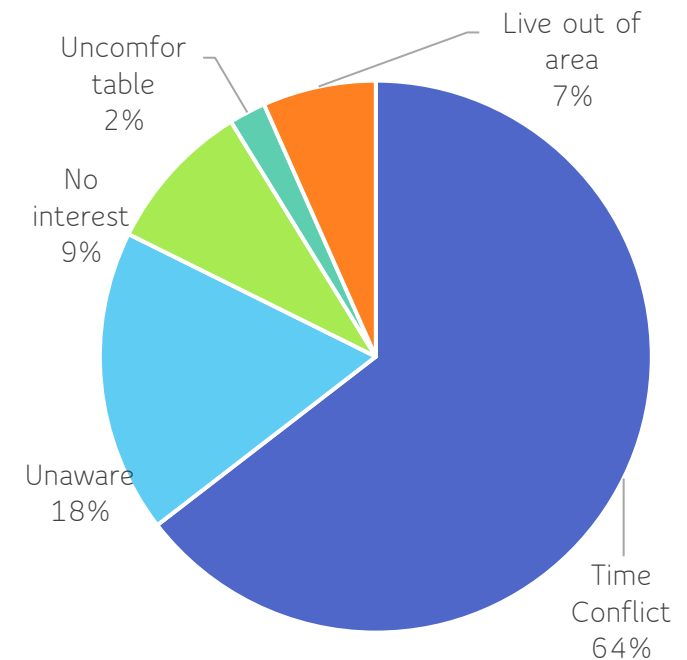
- Christian (Protestant or no denomination)
- Catholic or Orthodox
- Other Worldview

Findings: Participation with AIC

Last Attended



Reason For Non-Attendance



Findings:

Table 4. Proportion of Sample Receiving Community Support for Beliefs and Practices and Connected to a Faith-based Community by Worldview

	Total (n=123)	Protestant Christian (n=87)	Catholic or Orthodox (n=6)	Other Worldview (n=30)
Have Community Support	81.3% (100)	94.3% (82)	100.0% (6)	40.0% (12)
Do not have Community Support	18.7% (23)	5.7% (5)	0.0% (0)	60.0% (18)
Have a faith-based community	82.1% (101)	93.1% (81)	100.0% (6)	46.7% (14)
Do not have a faith-based community	17.9% (22)	6.9% (6)	0.0% (0)	53.3% (16)

Findings:

Table 5. Proportion of Sample Able to Live Faith Well in Abilene by Worldview

	Total (n=123)	Protestant Christian (n=87)	Catholic or Orthodox (n=6)	Other Worldview (n=30)
Can Live Faith Well	89.4% (110)	95.4% (83)	100.0% (6)	70.0% (21)
Cannot Live Faith Well	10.6% (13)	4.6% (4)	0.0% (0)	30.0% (9)
No faith community*	7.7% (1)	20.0% (1)	--	0.0% (0)
Faith not accepted*	15.4% (2)	0.0% (0)	--	25.0% (2)
Faith misunderstood*	61.5% (8)	40.0% (2)	--	75.0% (6)
Some other reason*	15.4% (2)	40.0% (2)	--	0.0% (0)

Findings:

Table 6. Proportion of Respondents who Agree or Strongly Agree with Statements Pertaining to Engagement and Attitudes toward Persons of Other Faiths by Worldview

	Total (n=120*)	Protestant Christian (n=87)	Catholic or Orthodox (n=6)	Other Worldview (n=30)
My experiences with individuals of different faiths has been positive	85.8% (103)	89.5% (77)	100.0% (6)	71.4% (20)
I have encountered negative behavior/discrimination from the general public toward another faith tradition	62.6% (77)	58.1% (50)	83.3% (5)	78.6% (22)
I have encountered negative behavior/discrimination from the general public toward my own faith tradition	33.6% (40)	28.2% (24)	33.3% (2)	50.0% (14)

Findings:

Table 9: Activities of Interest to Respondents by Age

	Total (n=120*)	Under 45 (n=41)	45-64 (n=35)	65 and over (n=41)
Educational Activities	68.3% (82)	61.0% (25)	62.9% (22)	85.4% (35)
Community Events	60.8% (73)	63.4% (26)	65.7% (23)	58.5% (24)
Service Projects	45.8% (55)	51.2% (21)	45.7% (16)	43.9% (18)
Arts	45.8% (55)	51.2% (21)	37.1% (13)	51.2% (21)
Family Friendly Events	31.7% (38)	53.7% (22)	28.6% (10)	14.6% (6)
Other	5.8% (7)	7.3% (3)	8.6% (3)	2.4% (1)
No interest in Interfaith Activities	4.2% (5)	2.4% (1)	8.6% (3)	2.4% (1)

Conclusions

Respondents overall positive

- Non (Protestant, Catholic, or Orthodox) Christians less positive
 - Harder to feel welcome; find a faith-based community; experience greater negative behavior/discrimination

Largest barriers to interfaith engagement are Attitudes

- Religious exclusivism; Christianity; Prejudice; and Politics cited the most

Education and Community Events most desired

- Family friendly activities would draw a younger crowd